



HOW TO REFINISH DECKS WITH ARBORCOAT®

1 Treat the wood. Determine the wood you have to treat most appropriately.




a New Wood:
Apply Benjamin Moore Brighten and scrub the product into the wood. Power wash the surface and let it dry for 48 hours. Then sand the deck with 80-grit sandpaper.



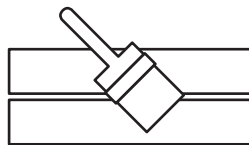
b Weathered Wood:
Apply Benjamin Moore Restore with a stiff brush to clean the dingy gray layer. Rinse the deck down and apply Benjamin Moore Brighten and follow the steps for New Wood.



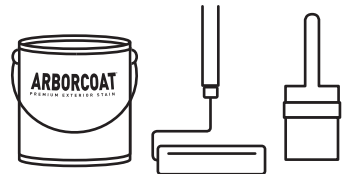
c Flaking and Peeling Wood: Apply Benjamin Moore Remove to get rid of the old stain. Rinse the deck down, apply Benjamin Moore Brighten and follow the steps for New Wood.



2 Check the weather.
Ensure the next 48 hours have a rain-free forecast.



3 Test the Color. Use a scrap of wood to make sure the stain is the color you want.



4 Stain the wood. Roll stain on the deck the full length of 2-3 boards at a time. Back brush to ensure proper coverage.



5 Let the stain dry.
Give it 48 hours to dry completely before heavy foot traffic.

ARBORCOAT®
PREMIUM EXTERIOR STAIN

 **Benjamin Moore®**
Paint like no other.®

See this and other How-To videos
at [YouTube.com/BenjaminMoore](https://www.youtube.com/BenjaminMoore)